
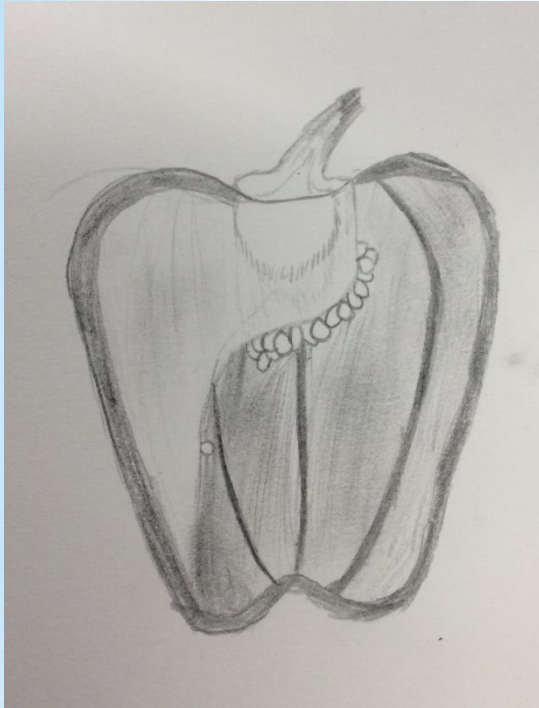


# Class Tamar

## Art


# Fruit and Vegetables

# Drawing with charcoal



*We carefully observed a pepper cut in half. We had to pay close attention to the shape, light and shade that we could see and make sure that we weren't drawing from our imagination.*

I like to smudge the charcoal to make more shade!

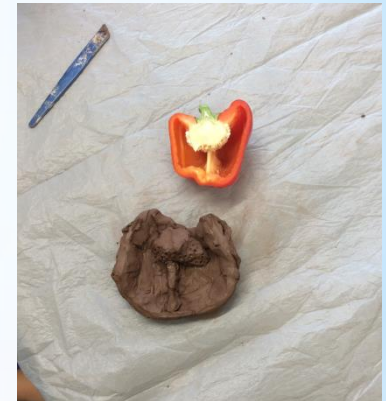




# Sculpting with clay

*We observed half of a pepper again and this time used our sculpting skills to show the careful detail inside the pepper using clay.*

I have to work really carefully to make all of the seeds inside!




# Drawing in colour

*We had to pay careful attention to the patterns and the colours of the inside of a red cabbage. We took our time and made sure we used a very light hand just in case we made any mistakes.*



*We looked at the work of Carl Warner and were amazed at the colourful scenes he created using food.*


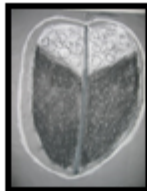




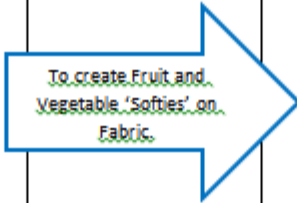




# Designing and making our 'softies'

*We planned and created our own softies. We had to cut out each part of our softie and carefully sew each piece together. The inside of our softie was stuffed with cotton wool balls before fully sewing it together!*



Art		FLE Y3/4		Fruit and Vegetables	
		 		 	
<b>Forever Facts</b>		<b>Exciting Books</b>		<b>Subject Specific Vocabulary</b>	
To learn about great artists, architects and designers in History.				tone	light and dark shades of a colour.
To use sketch book in order to review and revisit ideas.				smudge	Smudging is to rub, dab or swipe in a smeary manner. Smudging is very common in drawing portraits.
<b>Skills</b>				form	In terms of art, form refers to objects that are 3-Dimensional, or have length, width, and height. The world we live in made up almost entirely of forms.
				design	A plan or drawing produced to show the look and function of something before it's made.
		evaluate	Evaluating is the process of deciding if you've done something the best way, and looking at what could be improved.		
To improve mastery of art and design techniques, including drawing, clay and painting.		<b>Our Endpoint</b>		<b>Culture capital:</b> an appreciation of the arts, creativity and culture allowing children to have the confidence to engage in conversations about art.	
To improve mastery of art and design techniques.					
<b>What I have learnt before:</b>					
Use drawing, painting and sculpture to develop and share their ideas, experiences and imagination.					
Develop a wide range of art and design techniques in using colour, pattern, texture, line, shape, form and space.					