

SCIENCE

Animals including humans

Animals and their offspring



A chick kind of looks like it's mother but it's feathers are a different colour and it has less at the back.

A baby frog doesn't look like its offspring. A tadpole.

A baby lamb looks like the adult.

We found out that not all animals look like their offspring. Mammals and birds looked like their mothers but fish and amphibians didn't. We did a whole class sorting activity. We also talked about animals that have live young and animals that have eggs.

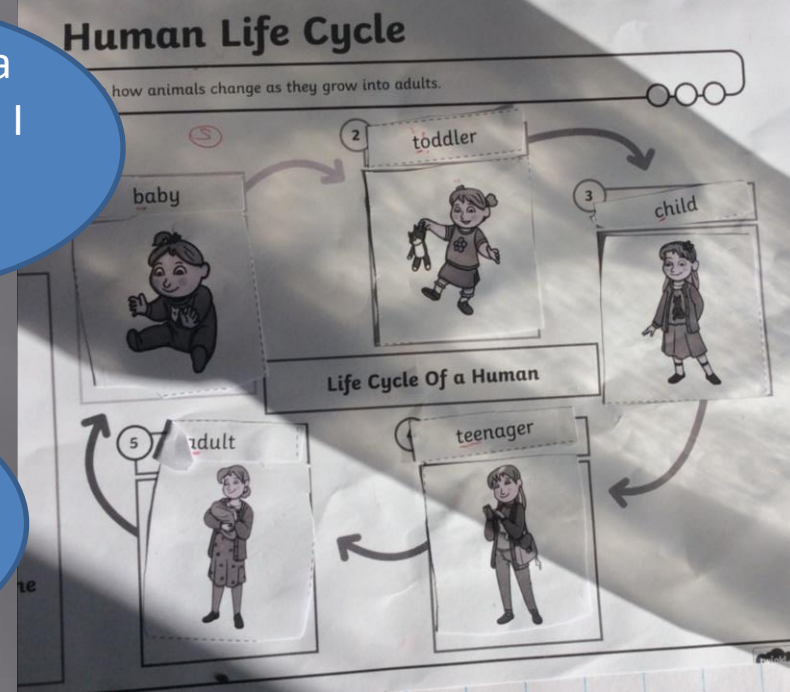
Life cycles

We looked at the life cycle of humans, tadpoles and ducks.

Sometimes people have babies when they are teenagers too.

Humans are mammals and mammal offspring look like their mothers.

I used to be a toddler when I was at Kingfishers.



Human Life Cycle

To find out how animals change as they grow into adults.

Cut out the names and pictures on the next page and stick them next to the correct number in the cycle.

Circle the correct word.

Which animal group do humans belong to?


mammal amphibian
reptile bird fish

Which type of offspring do they have?

live young eggs

Do the offspring look like the adult when they are born?

yes no



Frog Life Cycle

1 The female frog **lays eggs**, called '**frogspawn**', in water. After one to three weeks, these eggs hatch into larvae. The larvae are called '**tadpoles**' and **do not look like** the adult frog.



2 Tadpoles live in water. They spend their time swimming, eating and growing. It takes several weeks for frog tadpoles to fully develop, but some types of **amphibians** can take months to become adults.



4 Adult frogs can live on land and in water. They have no tail but their strong legs help them to swim and jump. Adult frogs are ready to have babies of their own.



3 The tadpoles start to grow their back legs and then their front legs. Their heads get bigger and their lungs develop which will allow them to breathe out of the water. They are now called '**froglets**'.



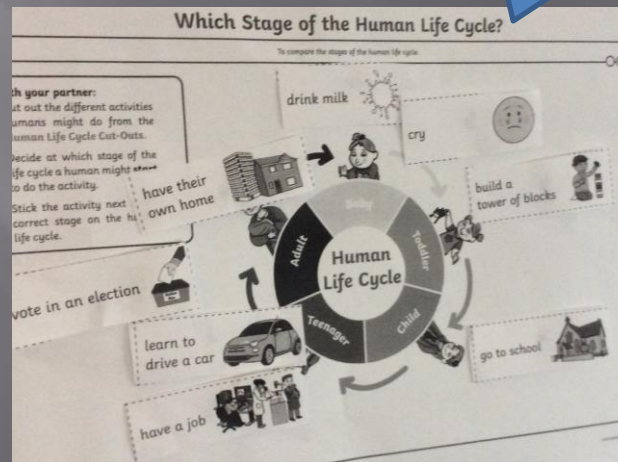
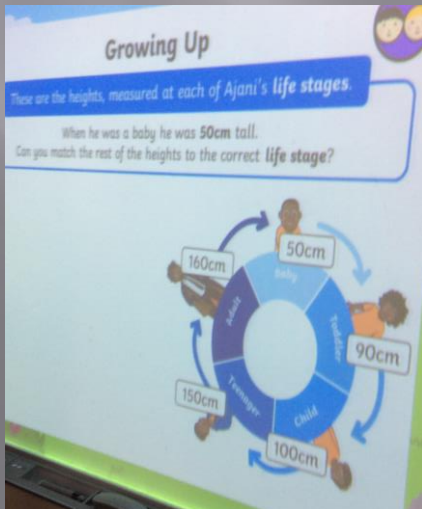
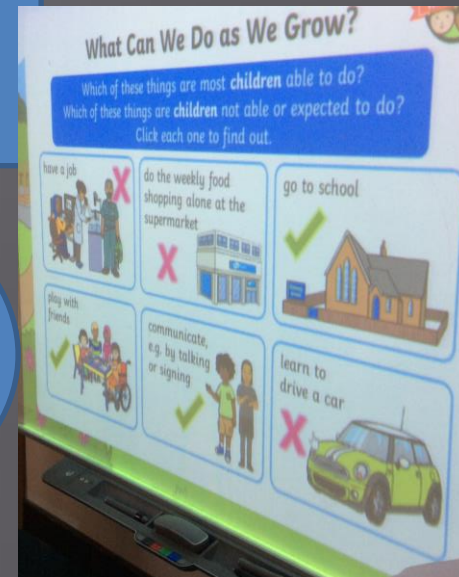
Stages of the human life cycle

Babies	Drink milk, cry
Toddlers	Go to pre-school, crawl and walk, eat solid food
Children	Go to reception big school, use a knife and fork.
Adults	Buy a car, buy a house, go to work. Fix broken things.

Who do you know with a job?

My dad does painting
My granny goes to work
I do the dishes

You can drive a car when you are a teenager because seventeen has teen in it.

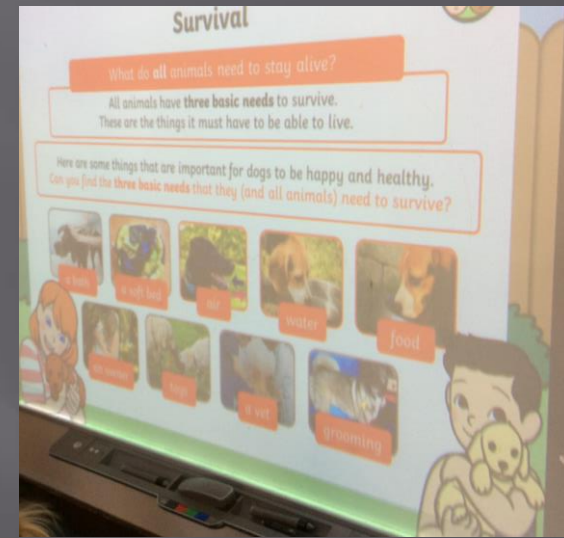


What do animals need to survive?

Milk,
Water,
Food,
Air, Medicine if
poorly.

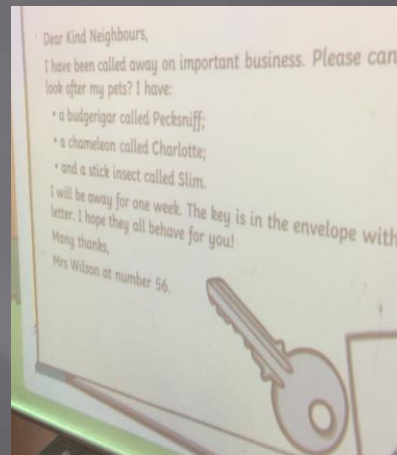
A pet
needs an
owner.

If it's a pet it will
need to have an
owner to survive.



A house.

We found out what budgies need to survive and made fact files. They cannot eat chocolate!




How do we find out information about how to look after animals?
'Ask the owner, the computer, the TV, they could go to a pet shop and ask and you can also look in a non-fiction book.'

What makes our heart rate rise to pump more blood around our bodies? Testing!



I'm warm now and need to get some water – that definitely made my heart beat faster.



On the ones where my heart beats faster, I get out of breath.

This linked with our PSHE 'Healthy Me' – a healthy, balanced day..

Animals need exercise too. My mum always takes my dog to the Tractor Park.

Keeping Clean and Healthy Timeline Template - Year 1 - Piece 6

Hannah 28.3.22

It's morning!	brush your teeth
It's lunchtime!	WOTH and 2 root pees
It's going home time!	Keep a bar Irid matic
It's tea time!	ch & rap with candy
It's evening!	brush your teeth
It's bedtime!	x Wash

Healthy Me

Keeping Clean and Healthy Timeline Template - Year 1 - Piece 6

Fines 28.3.22

It's morning!	eat fries crisps brushing teeth
It's lunchtime!	crisps. eat ham sandwich water
It's going home time!	crispy bar. walk fore ham
It's tea time!	roast dinner apple and pear
It's evening!	brush your teeth
It's bedtime!	twelve hours of sleep

✓ sleep
✓ Exercise
✓ Veg + Fruit
✓ teeth brushing

© Jan Lever

Healthy Me

Keeping Clean and Healthy Timeline Template - Year 1 - Piece 6

Hugo 28.3.22

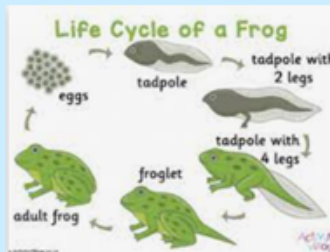
It's morning!	Brush Go for a run Eat porridge
It's lunchtime!	Peas chicken sandwich apple Broccoli orange
It's going home time!	Apple orange water
It's tea time!	Fish Fingers Bear water pees
It's evening!	cookies
It's bedtime!	Brush teeth 12 hours of sleep

✓ Exercise
✓ Fruit + veg
✓ sleep

We love Hugo, very healthy!

What we already know:

- Autumn topic we looked at animal groups such as mammals, reptiles, birds and fish.
- EYFS talk about how to keep ourselves healthy by eating food, sleeping, washing our hands and brushing our teeth.

**Our Endpoint**

A balanced meal plan for a day for a human.

Forever Facts

Some animals look like their adult when they are born and some do not.

Some animals give birth to live babies and some lay eggs.

To stay alive, animals and humans have three basic needs: air, water and food.

We need a variety of food to be healthy.

Culture Capital

-Learning about ourselves and stages of life/development.

Exciting books**Subject Specific Vocabulary**

Offspring	A baby animal.
Adult	A fully grown animal or plant.
Life Cycle	The changes that living things go through.
Diet	The food and water that an animal needs.

Skills

- I can sort animals into groups based on a criteria.
- I can perform simple tests and observe what happens.