



Computing

Internet safety

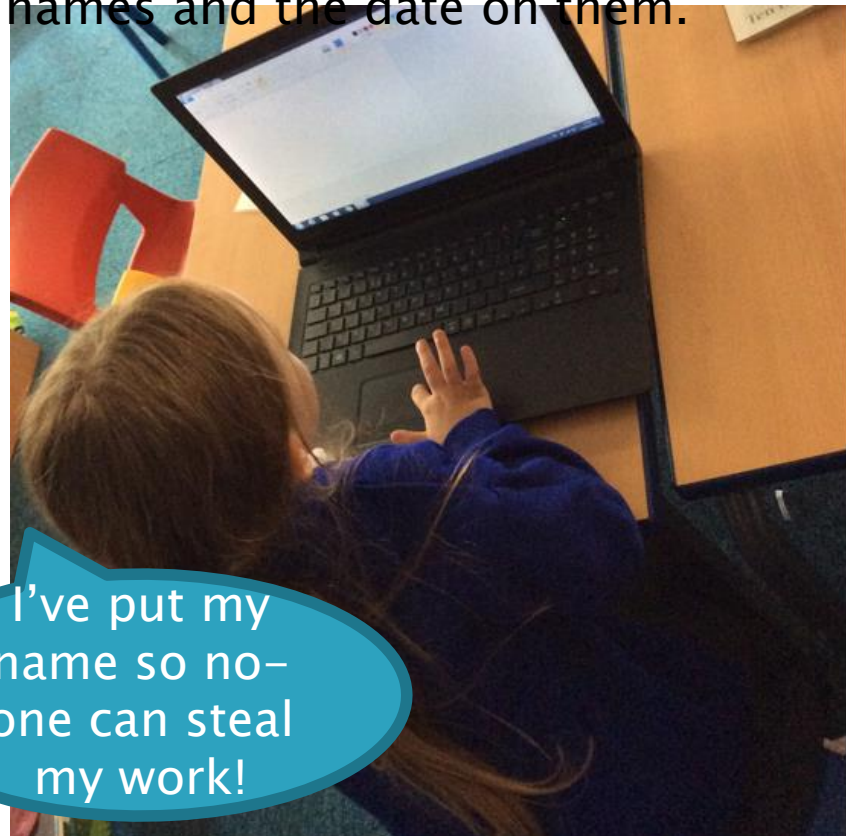


Taking ownership of our work

We talked about how we need to put our names and date on our pieces of work so that other people can't copy them! We had a go at creating self-portraits on the laptop on the Paint app and then types our names and the date on them.



How do I find the number for the date?



I've put my name so no-one can steal my work!

Searching for images safely



Google is a
place we can
search for
things



I can use
Safe Search
Kids to find
pictures
safely.

Being SMART online.

We looked at 'Creepy Croc' who sent messages to other animals in the zoo asking to meet them...
We must never:

Safe – Keep out information such as name and age and location private.

Meet– never meet people we don't know or have only spoken to online.

Accept –Never accept or click on any links, always have a grown-up with you to say if it's okay or not.


Reliable – Not every thing you read on the internet is reliable or true.

Tell – If anything bother's you online, tell a grown-up or trusted person.

SMART Zoo


Welcome to SMART Zoo. This zoo is very special because all the animals love to go online and use the Internet!

This is Spud Smart. He's the zookeeper and it's his job to remind all the animals to stay safe online.



To do this, Spud follows the SMART rules.

What personal information is safe to share with strangers or people that we don't know very well?

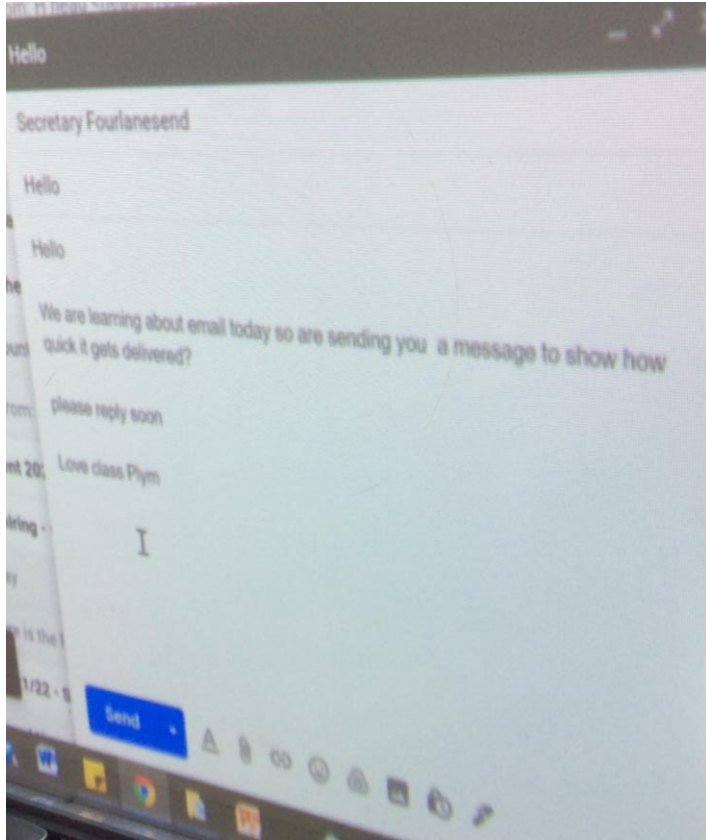


I would never tell anyone what school I go to or they might try to pick me up at the end of the day!

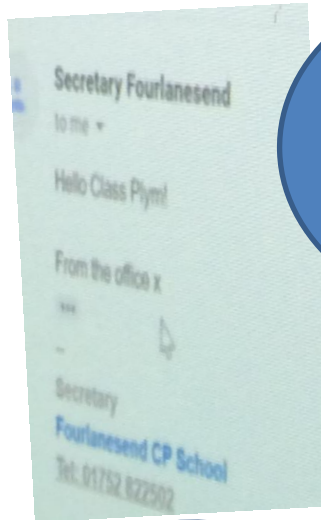
We shouldn't tell people what our favourite toy is because they could buy the toy and try to get you to speak to them or meet them with the toy you like.

Don't tell people where you live or they might come to your house

Email!

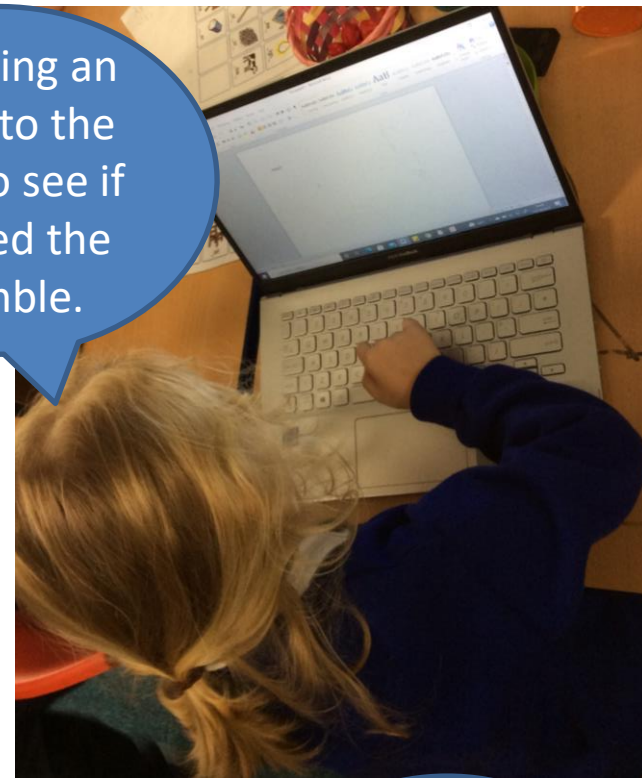


We Emailed Mrs Blackler in the office to see how quickly she would reply.



I'm doing an email to the bear to see if he liked the crumble.

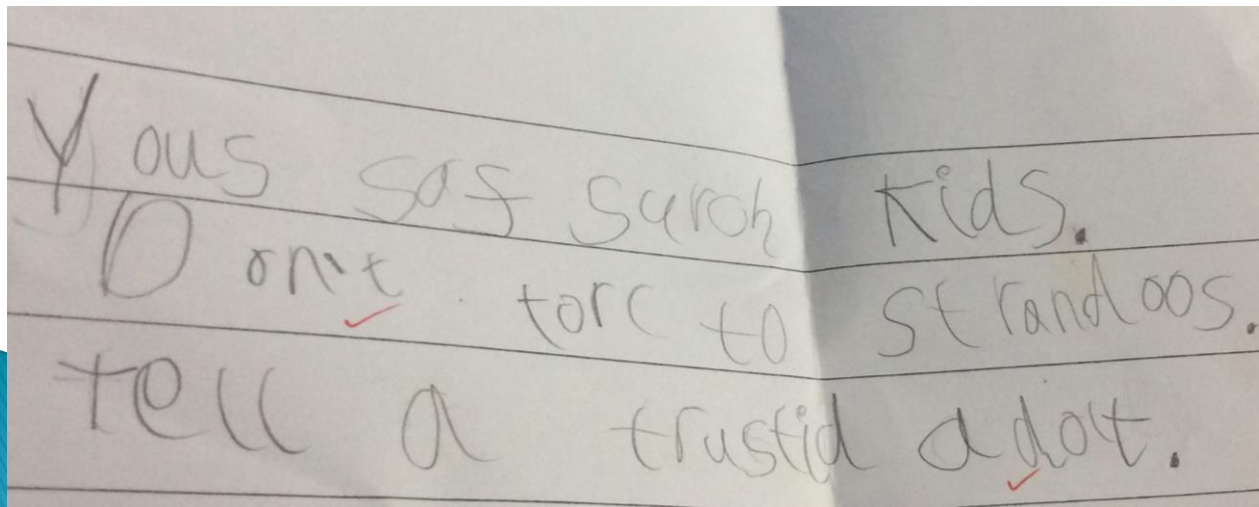
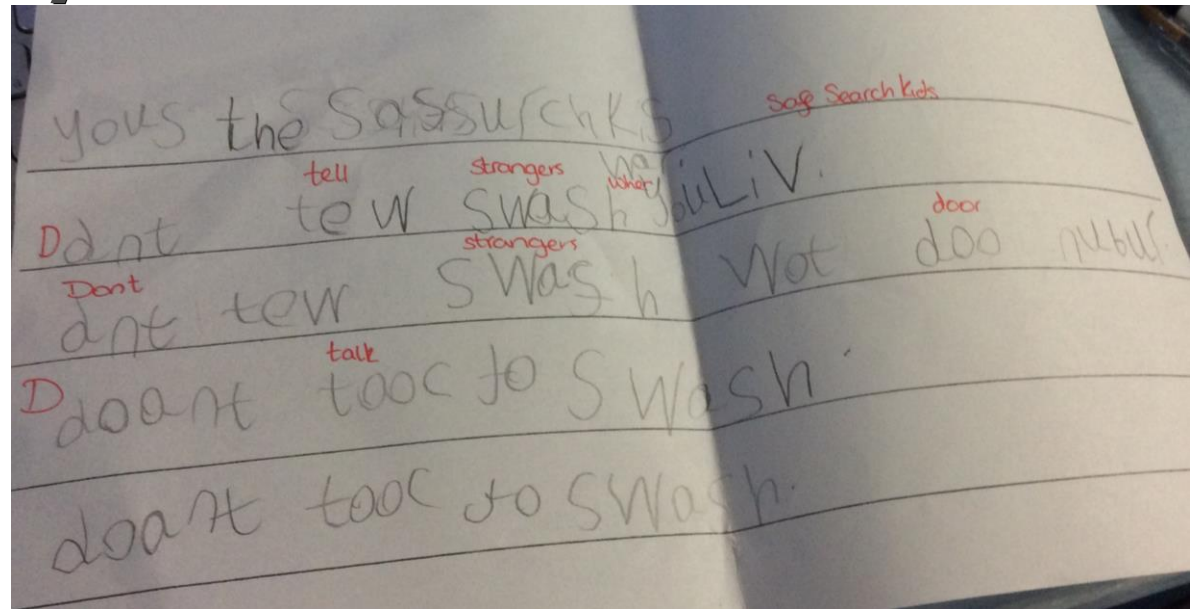

She replied so fast!



Don't tell people where you live on an Email



Information for alien Zibb on how to stay safe online



What we already know:

You can use computers to find out information.
 You can play games online.
 You can use the internet to talk to other people.



To create a book for alien Zibb
 about how to stay safe online.

Forever Facts

Some search engines have filters that can make them safe to use.

You can use a search engine to find out information.

Personal information should not be shared with other people.

Personal information includes: your name, where you live/go to school, how old you are.

If I am unsure and feel unsafe I should always ask a trusted adult to help.

Exciting Books**Culture Capital**

To understand how to safely search online and be able to identify potential dangers.

Subject Specific Vocabulary

Personal information

Knowledge and facts about ourselves e.g. our name and age.

Online search

To use a search engine to find information on a specific subject.

Online safety

Knowing how to safely use the internet and how to keep safe.

Internet

The world's largest computer network, which is made of millions of computers that are linked together. Some parts of the Internet include the World Wide Web, electronic mail, and chat rooms.

Skills

To be able to use a search engine to find out information

To be able to interact safely online.

To be able to discuss why a website might be safe/not safe to use.

To begin to identify what should and should not be shared online.