



Class Tamar

Computing

Recording Audio

We looked at different digital devices capable of recording sound and/or playing audio. We learnt the difference between audio inputs (microphone) and outputs (headphones or speakers). We also considered ownership and copyright issues.

You can record and listen to audio on all of these.

Think, pair, share



Laptop



Tablet



Dictaphone



Smartphone



Desktop computer



Answerphone

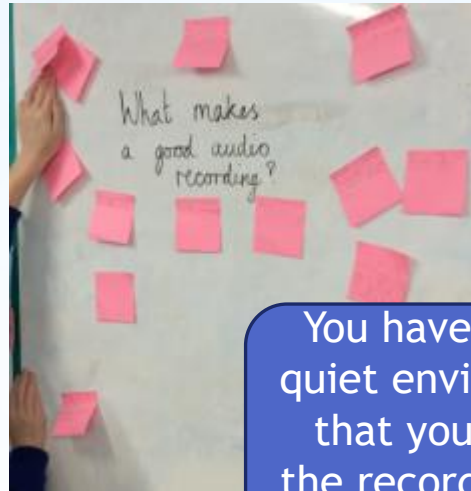


Who owns this audio?



The person who made the music owns it. It is their work!



We recorded our own sounds and play back the recorded audio in the classroom. This helped us realise the importance of recording in a quiet environment! We then listened to a podcast and identified the main features of a good audio recording. We shared our ideas on post-its.






You have to have a quiet environment so that you can hear the recording of your voice!



We planned and began recording our own podcasts in small groups. We also discussed the importance of saving our work and learnt how to save our recordings as a file.



If you don't save your work you will never be able to get your hard work back again!



We learnt how to combine audio by adding a jingle to our podcast!



I really enjoyed composing the jingle at for the start of my podcast.



Finally we evaluated our podcasts and considered ways that these could have been improved.



Next time, I would make sure that I talk a bit louder!

Computing

FLE Y3/4

Audio editing



What I have learnt before:

Many devices are controlled by a computer program.

Forever Facts

Sound can be digitally recorded.

We can change an audio recording through editing.

Digital recordings are stored as a file.

Different types of audio can be combined and played together.

Skills

I can identify that sound can be digitally recorded.

I can use a digital device to record sound.


I can explain that a digital recording is stored as a file.

I can explain that audio can be changed through editing.

I can show that different types of audio can be combined and played together.

I can evaluate editing choices made.

Exciting Books



Our Endpoint

To apply skills learnt to record and edit a podcast.

Subject Specific Vocabulary

recording	Process of recording sound.
audio	Sound, especially when recorded.
copyright	An original piece of work is covered by copyright. It could be a piece of music, a play, a novel, photos or a piece of software.
podcast	a program (as of music or talk) made available in digital format to be downloaded automatically over the Internet.
edit	to correct, cut, add to, or change with the goal of producing a finished piece

Culture Capital: Having a good understanding of how audio editing works and what behaviours are appropriate is vital throughout life.