

Wild Tribe: Natures poet

How can I use tools safely and responsibly?



Class Tamar

Autumn 1 2023

We started off our wild tribe unit reminding ourselves what “syllables” meant. We played a game where we had to explore and find things in our outdoor classroom that had 1 syllable, 2 syllables and 3 syllables in its name. We then used palm drills to make our wild tribe medallions which had our wild tribe names on - we had to make sure we used ‘alliteration’ eg Larry Leaf. Alongside this a group of us went on a sense trail.

Alliteration is when each word starts with the same letter or sound.

We even found a 4 syllable:
sting-ing-net-tle!



I enjoyed using the palm drill, but it was tricky to get all the way through the wood.



In this lesson we learnt how to whittle. We made stick men using sticks and string and made sure we whittled an area on the stick man to draw his face. We also made a stick house for our stick men. When we finished this we created a rhyming poem/rap to introduce our stickmen to the class.



We made sure we were really careful when taking the whittling knife out of its sheath.

I made sure that I found a stick that already looked like it had legs!




Over the next couple of sessions, we worked on our hammering skills to make string art using nails and string. We each made a leaf inspired by our nature walks. Alongside this we created stick houses for our stickmen. Our challenge was to create a structure that could last overnight. We also made Cinquain poems based on what the stickmen could see from their houses.



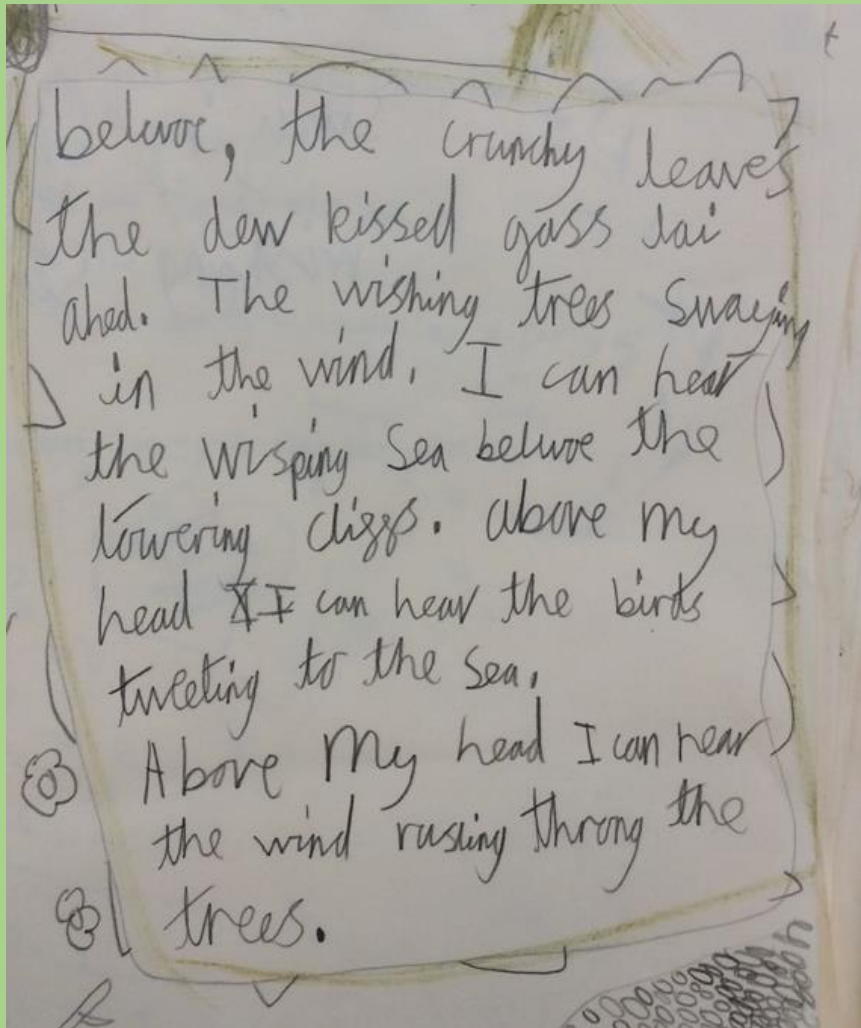
I was very gentle when tapping the nail so that I didn't accidentally hit my finger!



We worked hard on our poem, I liked that we started with a noun, then 2 adjectives then 3 verbs then 4 feelings.



We continued working on our hammering skills to make string art! Alongside this we went on silent nature walks. On our nature walks we made sure we were silent, this meant that we could really focus on our senses and gather together our thoughts. On our walk we thought about what we could hear, feel, taste, smell and see. We then created a Poem using prepositions about our walk. We also had a go at using onomatopoeia. We then performed our poems to the class.



The silent nature walk was really peaceful.

We used words like crash, bank, swish which is onomatopoeia.

It took a long time to get all the nails hammered in but I didn't give up!



We learnt about the “fire triangle” and that for a fire to survive and thrive it needs oxygen, heat and fuel. We worked as a team to collect appropriate sticks for the fire. We then collected sticks for our marshmallow roasting and used our whittling skills to make a point on our sticks for the marshmallows. After that, we worked as a class to make the fire and toast our marshmallows! We later came up with interesting adjectives and used alliteration to describe the fire and our s’mores!

We made sure that we didn't enter the fire circle unless instructed to do so.

A fire needs oxygen, fuel and heat to start and stay alive.

It was a windy day so we had to pay attention to which way the wind was coming. That helped us work out which side to sit!

OXYGEN

HEAT

FUEL

What I have learnt before:

I know how to keep myself safe when I'm outdoors.
I know how to look after and respect my environment.

**Forever Facts**

To use a palm drill successfully I must rotate the drill clockwise to go down and anti-clockwise to come back.

In order to whittle safely we must make sure we carve our sticks down towards the ground, away from us.

A fire needs heat, fuel and oxygen to stay alive!


Skills

Explain and apply basic safety principles.

Comment on the skills and techniques used in their own and others' work.

Understand the importance of rules and fairness.

Follow rules in games.

Exciting Books**Our Endpoint**

To use the tools and skills safely with confidence to complete Wild Tribe!

Subject Specific Vocabulary

heat, fuel
& oxygen

The three things that a fire needs.

Whittling

carve wood into an object by repeatedly cutting small slices from it.

Palm drill

A palm drill is a hand-held drill that is held in the palm.

hammer

a tool with a heavy metal head, used for jobs such as breaking things and driving in nails.

Personal development: develop a love of their environment and being outdoor whilst keeping ourselves and others safe. Increase self-confidence, creativity and sense of achievement. Jobs it may lead to are: bushcraft expert, outdoor instructor, wild tribe leader!